

# Member Portal – How to Register

Below are instructions for registering in the US-Rx Care Member Portal:


1. Visit <https://usrxcare.com/member/>
2. Click on [Active Members Login](#) under Member Info.

## Member Info


Active Members Login

3. Click on Register at the top right of the screen:

 **Register**  Login

4. Complete all fields. Click on  for a definition of fields.

### REGISTER

All fields except for the Prescription Number and Coverage Date are required. For more information about a particular field, click the  info button in the far right of the field.

**Rx Group Id**  
Enter the group id/number that is shown on your Member card.

**Member Id**  
Enter the subscriber number that is shown on your Member card.

**Password**  
Enter the password you will use to access the account. Your password must be at least eight characters long and can consist of letters, numbers or special characters like @#\$%^&\*. The password MUST contain at least one letter, one digit and one special character.



**User ID**  
Enter your own user id that you will use to access the Member Website. You can use any id you like, but it can only consist of letters and

First Name	
Last Name	
Member Id	
Rx Group Id	
Date of Birth	
Email Address	
Phone	
User ID	
<i>A value is required.</i>	
Password	
<i>A value is required.</i>	
Verify Password	

## Member Portal – How to Register

- Optional Fields are not required to register.

### Optional Fields

Prescription Number	
Coverage Date	

01/07/2022

- Click -

**Register**

- Once registered – you will be land on the **Home** screen.

WELCOME

- Member Links:

### MEMBER LINKS

[Member Home](#)

[Mail Order Pharmacy](#)

[Price Calculator](#)

[Participating Pharmacy](#)

[Member Reimbursement](#)

[Prescription History](#)

[Downloads](#)

[Home Page](#) - Welcome

[Mail Order Pharmacy](#) – Register your mail order with Prescription Mart.

[Price Calculator](#) – A guide to what you might be charged at one of our participating pharmacies.

[Participating Pharmacy](#) – To search for a participating pharmacy by City or Zip Code.

[Member Reimbursement](#) – To Download a Reimbursement Form.

[Prescription History](#) – Instructions for viewing prescription history.

[Downloads](#) – Shortcut to various downloads, such as the Formulary and the Member Reimbursement Form.

# Member Portal – How to Register



9. Other Tabs at top of page:



10. **Contact Us** – For questions or help registering:

Phone: 877-200-5533  
Email: [info@us-rxcare.com](mailto:info@us-rxcare.com)

If you forgot your password, on the **LOGIN** screen, press **Forgot Your Password?**



Enter your information under **FORGOT PASSWORD** and press **Submit** and a password will be sent to your email on file.



If you forget your User Id, you can **register again** and use a different user ID. Make sure you write it down so you can remember it. You can use the same email address you used originally.

**HAVE A QUESTION? CALL MEMBER SERVICES AT 877-200-5533 or EMAIL [info@us-rxcare.com](mailto:info@us-rxcare.com)**